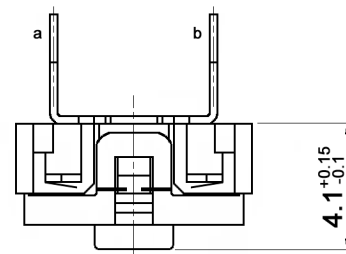
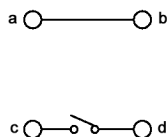
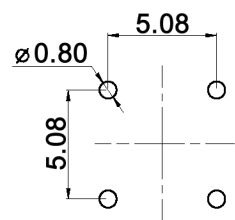


CIRCUIT DIAGRAM



DRILLING PLAN



Specifications:

- Contact rating: 20mA, 24V DC (max. 0.5W)
- Contact resistance: 100mOhm max.
- Insulation resistance: 1000MOhm min. at 100V DC for 1 minute
- Dielectric strength: 250V AC (50/60Hz, 2mA) for 1 minute
- Operating temperature: -40°C to +85°C
- Mechanical life: 1 000 000 cycles
- Operating force: 450 +/-100gf
- Soldering conditions: auto-soldering: max.: 270°C, 5sec.
- IP rating: IP67
- Material: Frame: phosphor bronze, tin plated
Base: thermoplastic UL94V-0, black
Button: silicone, black
Contact disc: stainless steel, 0.025µm gold plated over nickel barrier
Terminal contact: brass, 0.025µm gold plated
Terminal: brass, tin plated

Compliance: RohS II (2011/65/EU)

Tolerances: up to 10: +0.2mm above 10-50: +0.3mm		Date	Name	<h1>TMP 1-R</h1>
		09/14	dr	
		knitter-switch		<h2>30 31 80</h2>
Dimension	08/18	dr		Page 1/1
Modifications	Date	Name		